
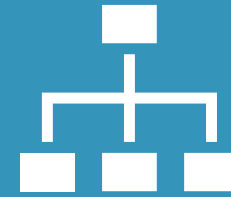


# Before we begin.

1. Grab a notebook to take notes during the class.
2. Remember to keep 2 lists: Vocabulary + Verbs.
3. Write down any questions or doubts you have.
4. Always do the exercises out loud. 



# Structure



## In English they speak like Indians The importance of the combination **“Verb + Object”**

- **Introduction and warm up exercises:** *Speak like an Indian*
- **Combinations of:** *Auxiliary+Subject / Verb+Object*
- **Pronunciation:** *Welding the combinations Verb + Object*
- **Useful English:** *Common sentences for everyday situations*
- **Practice:** *Exercise to review everything we´ve learnt so far*
- **Q & A (Questions & Answers)**

# SPEAK LIKE AN INDIAN (Native American)





# Personal Pronouns (Quick Review)

SUBJECTS		OBJECTS	
I	Yo	Me	Me / a mí
You	TÚ	You	Te / a tí
He	Él	Him	Le / a él
She	Ella	Her	Le/ La / a ella
It	Ello (NOT "eso")	It	Lo / a ello
We	Nosotros	Us	Nos / a nosotros
You	Vosotros	You	Os / a vosotros
They	Ellos	Them	Les / a ellos



**ALWAYS REMEMBER:** En español muchísimas veces omitimos los sujetos y objetos. But in English **WE ALWAYS** use **THEM**.





# The 12 Auxiliaries

## (Quick Review)

Auxiliary	Quick Traslation	Always followed by...
<b>To Be</b> (am/are/is/was/were)	Ser ó Estar	-ING´s / Participle
<b>To Have</b> (have/has/had)	Haber	Participle
<b>To Do</b> (do/does/did)	No tiene traducción. (Para presente y pasado)	Infinitive w/o $\text{To}$
<b>WILL</b>	...-ré (iré, veré, diré...)	Infinitive w/o $\text{To}$
<b>WOULD</b>	...-ría (iría, vería, diría...)	Infinitive w/o $\text{To}$
<b>CAN</b>	Puedo	Infinitive w/o $\text{To}$
<b>COULD</b>	Pude / Podía / Podría	Infinitive w/o $\text{To}$
<b>MAY</b>	Puede que / quizás (85%)	Infinitive w/o $\text{To}$
<b>MIGHT</b>	Puede que / quizás (50%)	Infinitive w/o $\text{To}$
<b>SHOULD</b>	Debería / Tendría que	Infinitive w/o $\text{To}$
<b>MUST</b>	Debo / Tengo que	Infinitive w/o $\text{To}$
<b>SHALL</b>	No tiene traducción. (Para propuestas)	Infinitive w/o $\text{To}$



# Be very careful with your Subjects & Objects!!!

At this point in the course, we have discussed extensively about the importance of following the structures when speaking in English.

The fact that the structures are always respected in English is what makes it easier to understand it than to speak it.

**But we need to be specially careful not to forget about the objects,** because as you know, we tend to omit them in Spanish all the time.

The consequence of not including them in our sentences, would be that the person listening to us would not know what we are talking about.



# Let me show you what I mean...

I like very much.

They told what happened.

She did yesterday.

We bought a month ago.

I contacted by email.

He sent in the post office.

**What important  
information  
is missing in those  
sentences?**

**What** do you like?

**Who** did they tell?

**What** did she do?

**What** did you buy?

**Who** did you contact?

**What** did he send?



# Let me show you what I mean...

When the objects are very obvious, we don't usually forget about them.

I like **cinema** very much.

They told **his parents** what happened.

She did **her homework** yesterday.

We bought **a car** a month ago.

I contacted **the client** by email.

He sent **the package** in the post office.



# Let me show you what I mean...

But in a conversation, once we know what or who we are talking about, we don't need to repeat them.

That's when the pronouns come into place and when we need to be super careful.

Do you like **cinema**?

Yes, I like **it** very much.

What did they tell **their parents**?

They told **them** what happened.

Did she do **her homework**?

Yes, she did **it** yesterday.

When did you buy **the car**?

We bought **it** a month ago.

How did you contact **the client**?


I contacted **him** by email.

Where did he send **the package**?

He sent **it** in the post office.



# So, in order to speak English well, Speak like an indian.



Yo gustar ello.

Ella dijo a ti **la verdad**.

Tú llamar ellos **todos días**.

Él dio a ella **un regalo**.

Nosotros enviamos ello **ayer**.

Ello ayudó a mi **mucho**.

I like it.


She told you the truth.

You call them **everyday**.

He gave her a present.

We sent it **yesterday**.


She helped me a lot.





# The point is...

## NEVER FORGET THIS SEQUENCE:



# SUBJECT + VERB + OBJECT

### In its different formats:

- I, you, he...
- My boss, her car, the children...

### With their corresponding auxiliaries:

To Be, To Do, Will, Would...

### In its different formats:

- Me, you, him...
- My boss, her car, the children...





## Subjects & Objects (Mini exercise)

# What are the Subjects & the Objects?

### SUBJECT & OBJECT:

1. Nos ayudan.

**They help us.**

2. (Mike) Te ayuda.

**He helpS you.**

3. Les vemos.

**We see them.**

4. Lo veo.

**I see it.**

5. (Susan) Te llama.

**She callS you.**

6. Me llamaron.

**They called me.**

7. No podía oírlo.

**I couldn't hear it.**

8. No podíamos oírles.

**We couldn't hear them.**

9. Nos dan.

**They give us.**

10. Les diste.

**You gave them.**



## READING EXPERIMENT



# Read the following text about a couple who buy a new car.

We needed to buy a new car because the old one kept breaking down. The dealership had many options, and the salesman greeted us warmly.

Our budget limited the choices, but one sedan looked perfect. We took it for a test drive, and the smooth ride impressed us. The price seemed fair, so we moved forward.

The bank approved the loan, and we signed the contract. The paperwork took time, but the keys finally landed in her hand. She smiled, and we walked to the car.

The engine started smoothly, and we enjoyed the ride. The traffic slowed us down, but we stayed patient. We stopped for gas, and she filled the tank. The new car smelled fresh, and we loved it.



## READING EXPERIMENT

Now, take a closer look.



**We** needed to buy **a new car** because **the old one** kept breaking down. **The dealership** had **many options**, and **the salesman** greeted **us** warmly.

**Our budget** limited **the choices**, but **one sedan** looked perfect. **We took it** for a test drive, and **the smooth ride** impressed **us**. **The price** seemed fair, so **we moved** forward.

**The bank** approved **the loan**, and **we signed the contract**. **The paperwork** took **time**, but **the keys** finally **landed** in her hand. **She smiled**, and **we walked** to the car.


**The engine** started smoothly, and **we enjoyed the ride**. **The traffic** slowed **us** down, but **we stayed** patient. **We stopped** for gas, and **she filled the tank**. **The new car** smelled fresh, and **we loved it**.

You see? The sequence **Subject + Verb + Object** is everywhere!



# And when asking questions...

**NEVER FORGET ABOUT THESE COMBINATIONS EITHER:**



**AUXILIARY+SUBJECT / VERB+OBJECT**

Does he  
Will she  
Would you  
Could we  
Should they

...

like it  
call me  
do it  
ask them  
tell us

...





## Subjects & Objects (Mini exercise)

# Translate minding the previous sequence

1. ¿Nos ayudan?

**Do they help us?**

2. ¿Cómo nos ayudan?

**How do they help us?**

3. ¿Cuánto nos ayudaron?

**How much did they help us?**

4. ¿Te ayudará? (Mike)

**Will he help you?**

5. ¿Cada cuanto te ayuda? (Mike)

**How often does he help you?**

6. ¿Cómo podría ayudarnos? (Mike)

**How could he help us?**

7. ¿Puedes oírlo?

**Can you hear it?**

8. ¿Qué tal puedes oírles?

**How well can you hear them?**

9. ¿Cómo pudieron oírnos?

**How could they hear us?**

10. ¿La conoces?

**Do you know her?**



## Subjects & Objects (Mini exercise)

# Translate minding the previous sequence

11. ¿Qué tal la conoces?

How well **do you know her**?

12. ¿De qué la conoces?

What **do you know her** from?

13. ¿Hace cuanto la conoces?

How long **have you known her** (for)?

14. ¿Cuándo lo viste?

When **did you see it**?

15. ¿Cómo pudiste verlo?

How **could you see it**?

16. ¿Les ves?

**Do you see them**?

17. ¿Cada cuanto les ves?

How often **do you see them**?

18. ¿La han preguntado?

**Have they asked her**?

19. ¿Por qué no la han preguntado?

**Why haven't they asked her**?

20. ¿Qué la preguntaron?

What **did they ask her**?



How are we doing so far?...

So far,  
so good?





# PRONUNCIATION

**Auxiliary+Subject / Verb+Object**

**Like limpet & rock**

Limpet



Rock





# WELD THEM TOGETHER TO SOUND LIKE A PRO



## AUXILIARY+SUBJECT / VERB+OBJECT

WHAT  
WHEN  
WHERE  
WHY  
HOW  
HOW MUCH/MANY  
HOW OFTEN

+

Does he  
Will she  
Would you  
Could we  
Should they

+

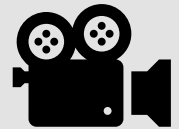

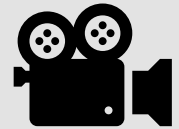

like it  
call me  
do it  
ask them  
tell us

?

Let's do combinations and see what we get :)



# WELD THEM TOGETHER TO SOUND LIKE A PRO



Let's see some movie  
clips to illustrate.





# Now, let's weld VERB+OBJECT in Present & Past



## VERB+OBJECT

I  
You  
He  
She  
It  
We  
You  
They

+

like-it / liked-it  
call-us / called-us  
asks-him / asked-him  
helps you / helped-you  
takes-us / took-us  
tell them / told-them  
buy-it / bought-it  
sell-it / sold-it



## Now, let's weld VERB+OBJECT in Present & Past



### REMEMBER THIS PRONUNCIATION TRICK

Las **-ed** de los verbos regulares suelen sonar **muy parecido a las T's o D's**.

Y cuando van seguidas de sonidos vocálicos **solemos fusionarlas con esas T's o D's**.

Esto nos facilita: - Pronunciar bien y más fácilmente los pasados.

- Pegar los Verbs & Objects como lapa y roca to speak better and faster

**Como veremos a continuación, en general cuando el verbo vaya seguido de sonido vocálico, trataremos de fusionarlos.**



# Now, let's weld VERB+OBJECT in Present & Past



## VERB+OBJECT

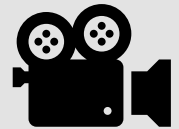

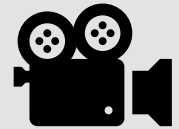

I  
You  
He  
She  
It  
We  
You  
They

+

liked-it (laik-tet)  
called-us (col-tas)  
asked-him (ask-tem)  
helped-you (help-tiu)  
took-us (tu-kas)  
told-them (tol-dem)  
bought-it (bo-tet)  
sold-it (sol-det)



# WELD THEM TOGETHER TO SOUND LIKE A PRO



Let's see some movie  
clips to illustrate a bit.





Do you get the idea?

Do you get it?





# Useful sentences for everyday situations.





**Nice to meet you!**

¡Encantado de conocerte!

**What do you do?**

¿A que te dedicas?

**What do you like to do for fun?**

¿Qué te gusta hacer para pasarlo bien?

**Could you repeat that, please?**

¿Podrías repetir eso, por favor?

**Could you speak more slowly, please?**

¿Podrías hablar más despacio, por favor?

**Would you like to grab a coffee?**

¿Te apetece tomar un café?

**That sounds great!**

¡Eso suena muy bien! / ¡Que buen plan!

**Don't worry about it.**

Ni te preocupes.

**How do you say "this" in English?**

¿Cómo se dice "esto" en inglés?

**What does "this" mean?**

¿Qué significa "esto"?





**How much is it/that?**

¿Cuánto es? / ¿Cuánto cuesta eso?

**Can I see the menu, please?**

¿Puedo ver la carta, por favor?

**I'd like (a coffee, a beer...), please.**

Tomaré (un café, cerveza...), por favor.

**Can I have the bill, please?**

La cuenta, por favor.

**Excuse me, how can I get to (destination)?**

Disculpe, ¿Cómo puedo llegar a (destino)?

**Is this the right bus/train for (destination)?**

¿Este es el bus/tren para ir a (destino)?

**What time does the bus/train leave?**

¿A que hora sale el bus/tren?

**Thanks a lot!**

¡Muchas gracias!

**My pleasure.**

Un placer. / De nada.

**See you later. / Take care!**

¡Nos vemos! / ¡Cuídate!

Let's put ourselves  
to the test.





## Super Final Exercise:

*1st. Mind the continent and the structure.*

*2nd. Mind the Auxiliaries.*

*3rd. Mind the Subjects and the Objects*

*4th. Say it out loud minding your intonation.*

Don't rush it 😊

1

**¿Necesitáis ayuda para terminar el proyecto?**

**No, gracias. Lo terminamos ayer.**

**Do you need help to finish the project?**

**No, thanks. We finished it yesterday.**



## Super Final Exercise:

*1st. Mind the continent and the structure.*

*2nd. Mind the Auxiliaries.*

*3rd. Mind the Subjects and the Objects*

*4th. Say it out loud minding your intonation.*

Don't rush it 😊

# 2

## ¿Cómo podríamos hacerlo?

### Podríamos usar la nueva herramienta de IA.

### How could we do it?

### We could use the new AI tool.



## Super Final Exercise:

*1st. Mind the continent and the structure.*

*2nd. Mind the Auxiliaries.*

*3rd. Mind the Subjects and the Objects*

*4th. Say it out loud minding your intonation.*

Don't rush it 😊

3

**¿Cuándo se hicieron los cambios?**

**Se hicieron la semana pasada.**

**When were the changes made?**

**They were made last week.**



## Super Final Exercise:

*1st. Mind the continent and the structure.*

*2nd. Mind the Auxiliaries.*

*3rd. Mind the Subjects and the Objects*

*4th. Say it out loud minding your intonation.*

Don't rush it 😊

4

**¿Cuántas sillas debería haber?**

**Debería haber al menos 20.**

**How many chairs should there be?**

**There should be at least 20.**



## Super Final Exercise:

*1st. Mind the continent and the structure.*

*2nd. Mind the Auxiliaries.*

*3rd. Mind the Subjects and the Objects*

*4th. Say it out loud minding your intonation.*

Don't rush it 😊

5

¿Llamaste a los clientes?

Sí, les llamé el martes.

Did you call the clients?

Yeah, I called them on Tuesday.



## Super Final Exercise:

*1st. Mind the continent and the structure.*

*2nd. Mind the Auxiliaries.*

*3rd. Mind the Subjects and the Objects*

*4th. Say it out loud minding your intonation.*

Don't rush it 😊

6

**¿Había algún error en la factura?**

**La comprobé y no había ninguno.**

**Were there any mistakes in the invoice?**

**I checked it and there weren't any.**



**LOOK OUT FOR THOSE COMBINATIONS OF:**

**SUBJECT + VERB + OBJECT**  
**AUXILIARY+SUBJECT / VERB+OBJECT**

**They are everywhere!!!**





# Q & A

(Questions & Answers)

Does anybody have  
any questions?

♥ *I love questions!* ♥





Review this seminar and the previous ones again and always remember to **Stay curious!**

**We'll continue our journey in two weeks. Take care everybody!!! *Javi* 😊**